












**BRAND X DEMO**











**SNOWBOARD**











**2024 / 2025**























**CRYSTAL**











Make	Shape	Rider Type	Flex (1-10)	Model	Sizes	Picture	 <b>Description</b>
	Directional	All-Mtn	7	Embassy	157w cm		<p>Backcountry kickers, side hits galore, fresh cord -- the ALL-NEW K2 Embassy has your back for wherever you take it. Engineered with versatility in mind, this directional all-mountain snowboard has become an instant classic amongst our staff and team riders. The heart of the Embassy snowboard is the BAP Core, consisting of Bamboo, Aspen, and Paulownia - sustainably harvested to provide a smooth feel and snappy flex that's built to stand the test of time. The Combination Camber Profile adds just a bit of rocker to the nose and tail for a predictable feel in deep snow and smooth butters. High-speed stability and edge hold through choppy terrain and a little bit of taper for a classic feel that gets you out of your turns with silky precision.</p>
	Directional	Freeride	9	Alchemist	159w cm		<p>The North Star in the K2 Snowboarding snowboard offering, and the marquee of the Landscape Collection, the Alchemist is a hard-charging, directional freeride board for the skilled rider. Targeted to please the advanced-to-expert level snowboarder, the Alchemist is packed with functional technology. The Alchemist features two unique technologies from the K2 camp; a SpaceGlass™ tip insert and patented Spectral Braid technology. SpaceGlass™ is a pre-cured fiberglass insert that helps reduce weight, minimize chatter, and increase edge pressure. Spectral Braid allows us to adjust tip-to-tail stiffness independently from the torsional stiffness, creating a stiffer snowboard in the tip and tail to promote edge hold, while keeping it more relaxed between the feet for easy turn initiation.</p>
	Directional	Freeride All Mtn	6	Niseko Pleasures (unisex)	156cm		<p>Inspired by one of the world's ultimate powder and groomer destinations, the K2 Niseko Pleasures takes its name from the Niseko region of Hokkaido, Japan. We've tapped into the locals' knowledge to develop the best possible tool for riding powder and groomers. The Niseko Pleasures is built for the advanced-to-expert snowboarder, features our smooth-core, biaxial fiberglass lay-up, fast Carbon Infused 5500 Sintered Race Base, waxable P-Tex sidewalls, and a snow-shedding SnoPhobic™ top sheet. Its tapered directional shape helps the tail sink while easing turn initiation and exit for effortless edge changes on any terrain. The tip and tail shape, a wider-than-normal waist width, and 20mm of taper work perfectly to glide through powder and keep the nose well above the snow for easy navigation and maneuverability.</p>
	Twin Rocker	All-Mtn	5	Gateway	153cm		<p>The K2 Gateway combines a classic directional twin shape and a progressive Directional Rocker Profile that takes on all comers and is the perfect ally for ripping down open powder fields, perfectly spaced tree runs, or your favorite line in the park. The Gateway's aspen core provides a snappy and playful feel with a mid-flex for quick edge changes through sketchy terrain and pressing on boxes and butters. We use our ICG™ 10 Biax Fiberglass with tip-to-tail carbon stringers for edge hold through choppy terrain and at high speeds and added an Extruded 2000 base to provide a smooth and durable feel that'll have you leading your crew to the next secret stash. The all-mountain Gateway packs premium tech into an affordable package for leveling up your skillset on any terrain the resort has to offer.</p>











	<b>Directional</b>	<b>Freestyle</b>	<b>7</b>	<b>Instrument</b>	<b>160cm</b>		For some of us, each run at the resort is like listening to a jazz band play a live show - it's spontaneous, making decisions on the fly of where to carve, slash, and how fast to roll into the next side hit. The easiest way to describe it is to simply getting into the groove. The Instrument features a directional camber line and utilizes our Volume Shift™ design to add the correct width to the board for laying trenches on groomers. The Instrument features a 3/4" inch setback and 10mm of taper to help it plane out in the deep stuff, and it features a hard, fast Sintered 4000 base. Featuring tip-to-tail carbon stringers for increased pop and extra stability for when it gets rowdy. The Instrument is for those days where you don't quite know what the forecast has in store.
	<b>Directional Rocker</b>	<b>Freestyle</b>	<b>7</b>	<b>Special Effects (unisex)</b>	<b>148cm</b>		Enhanced technology for those that demand the most out of their gear -- the K2 Special Effects is a soft snow specialist that can hold its own on groomers, hard pack, and long traverses out to the soft stuff. We're unleashing an exciting new design in the shape of the Special Effects. The nose of the board features 8mm of contour from heel to toe, making it easier than ever before to plane out in deep snow while providing predictable turn initiation regardless of snow or terrain type. This contour helps to deflect snow and slush, eliminating drag and acting like a plow at the tip of your snowboard. We harness the strength of our tri-wood blend Bambooyah™ Core and wrap it with our ICG™ 10 Carbon Fiberglass - featuring ten tip-to-tail carbon stringers--for a solid, damp, and stable feel. Our Volume Shift™ design philosophy means you can downsize the board 4-10cm from your usual board length without sacrificing float while increasing maneuverability.
	<b>Directional</b>	<b>Freeride</b>	<b>7</b>	<b>Excavator</b>	<b>154cm</b>		Named for its intended use, the K2 Excavator specializes in digging deep trenches on groomers and displacing powder after a storm cycle. Built around a wider perimeter, with a dual radius sidecut, the Excavator is unisex in approach. The Excavator's wider profile allows riders to size down around 5cm from their usual length without sacrificing performance, and it's extra width and 20mm taper benefits riders with larger feet, reducing toe drag on deep carves and long traverses. A combination of a smooth-flexing S1 core and tail to tail ICG™ 10 Biax Glass keeps the Excavator responsive and damp underfoot. We've also added our pre-cambered Carbon Power Forks™ to allow for an energy boost in and out of turns and those spontaneous "Slow Sign" ollies. The Excavator is packed with tech to keep you playful and floaty.
	<b>Directional</b>	<b>Freeride Freestyle</b>	<b>6</b>	<b>Manifest (unisex)</b>	<b>144cm</b>		The Manifest was crafted to be a single board quiver, positioning itself perfectly between freeride and freestyle. Remarkably durable and strapped with an aggressive A1 core, built with sustainably harvested timber, the Manifest boasts a five-year warranty. A mid-flexing directional-twin that's built to withstand the beating that comes along with big mountain riding, the Manifest sits atop a Combination Camber Profile, with camber between the inserts, a bit of rocker in the tail and a more extended amount of rise in the nose for float and a catch-free feel. Carbon DarkWeb™ stringers are placed underfoot and extend from edge to edge to ensure a precise response. ICG™ 20 Triax Fiberglass with tip-to-tail carbon increases pop and delivers stability through chop and chunder.
	<b>Directional</b>	<b>Freeride All Mtn</b>	<b>7</b>	<b>Deep Fake</b>	<b>151cm, 157w cm</b>		The Deep Fake lives up to its name. Designed for stability and quick edge-to-edge control in all conditions. With a Directional Extra Camber profile this board is built for stability and pop while giving just enough rise in the nose to float on those deeper days. The Deep Fake is designed to be ridden in a standard length, no downsize needed. The Tapered Linear Quadratic Sidecut is designed for smooth turn initiation and powerful grip through turns without washing out. Deep Fake features Metal Slim Wall construction, a section of titanal metal layered with urethane running the edge of the board, increasing dampening, durability, and responsiveness. This is a premium all-mountain board and features RIDE's Performance™ Core, Carbon Array 5™, Sintered Stone Ground Race Base, and all new bio-resin. Deep Fake is built for riders that take advantage of all snow conditions while staying under the radar.

	<b>Directional</b>	<b>Freeride All Mtn</b>	<b>8</b>	<b>Peace Seeker</b>	<b>151w cm, 155w cm</b>		<p>The Peace Seeker is a collaborative effort between Jake Blauvelt and our snowboard engineer. The Peace Seeker is designed to ride all over the mountain with a focus on power and drive. The unique Bi-Radial sidecut design offers the lightning-fast turn initiation of our pig models and the shape and construction allow for limitless support off the tail for longer more sustained turns. The longer nose shape eats up high frequency vibrations and keeps the nose floating above powder and chop at top speed. Our Glass Pedal construction and tail design helps to squeeze every last drop of power out of your turns. Forget what you think about shorter snowboards and prepare to have your mind blown. This board is exactly what you'd expect from Jake, fast precise and smooth.</p>
	<b>Directional</b>	<b>Freeride</b>	<b>7</b>	<b>MTNPIG</b>	<b>160W</b>		<p>Designed for high-speed turns and the most aggressive of the Pig series boards, the MTNPIG features split tail tech that allows for a more dynamic turn shape and board flex through turns. Ride the MTNPIG in your standard board length—unlike the rest of the Pig series, we don't suggest sizing down on this model. The half-moon split tail shape helps it sink in deep snow while providing a long effective edge, increasing overall edge hold for sketchy situations. Carbon Slim Walls reduce weight, increase damping, increase energy transfer to enhance response and stability while Carbon-Infused Glass provides extra pop. The MTNPIG is running wild and fast through the mountains, growing fat on powder, and should only be approached by an advanced rider.</p>
	<b>Directional</b>	<b>Freeride</b>	<b>8</b>	<b>Superpig</b>	<b>154cm</b>		<p>The SUPERPIG infuses high-end tech into our best-selling WARPIG shape for an elite all-mountain deck. If you find yourself seeking out something big and bad, avoid the other pigs and take shelter with the SUPERPIG, because this board is built like a brick shithouse. The SUPERPIG is the same shape as the WARPIG, just with a lot more tech and a little bit of camber. Size the SUPERPIG down 6 to 10cm's from your standard size because of its innovative shape. The SUPERPIG rides like a very angry WARPIG. This board is made for the demanding rider that wants the aggressive thrash style of the WARPIG with camber and a little more stiffness. Don't let the shape fool you—this board will go anywhere and do anything. Of course, it will still ride powder with its short, wide shape, but you'll be really impressed at how fast the SUPERPIG goes from edge to edge on hardpack and the pop the camber provides.</p>
	<b>Twin</b>	<b>All-Mtn</b>	<b>4</b>	<b>Shadowban</b>	<b>155w cm</b>		<p>The Shadowban was designed for versatility. The Standard Camber profile and Carbon Array 3™ assures that you'll have pop when you need it without adding stiffness. A Sintered, Stone Ground base sucks up wax to keep you mobbing all winter. This directional twin is a twin shape with a slightly set back reference stance for maximum versatility. The Shadowban is built to be comfortable anywhere on the mountain from the peak to the park. If you've been searching for one board to do everything with no compromises, your search is over.</p>
	<b>Directional</b>	<b>All-Mtn</b>	<b>5</b>	<b>W Magic Stick</b>	<b>143cm</b>		<p>The Magic Stick is designed for all-mountain performance. The tapered directional hybrid shape will ensure float in softer snow, while providing stability on harder snow. The camber between the bindings provides snap and response and the slightly longer nose has more rocker than the narrower tail, which both provide float and control in all conditions. A Tapered Bi-Radial sidecut provides effortless turn initiation and a smooth and stable turn/exit. Slimewalls® provide a smooth ride and increase durability underfoot. Carbon Array 3™ provides extra pop and control without adding stiffness. The Magic Stick is a mid-flexing all-mountain shape for the most demanding women riders.</p>











	Twin	All-Mtn	5	Zero	147cm		<p>The Zero is a unisex snowboard that knows no boundaries. It can be ridden by anyone, anywhere, at any time, thanks to the Standard Camber profile and Asymmetrical Quadratic Sidecut. The timeless graphic is a throwback to snowboarding's days of classic, simple and unique look but it's packed with technology to mirror today's landscape of innovation, with features like Flat Kick Tips on the nose and tail and a Performance™ Core to give you extra stability in the park and the streets. A favorite of team riders Jill Perkins and Reid Smith, the Zero is the next big thing in the RIDE line.</p>
	Twin	All-Mtn	6	Moderator (unisex)	151cm		<p>The all-new unisex Moderator is your new quiver killer. Truly one board for everything. A medium flex with a Tapered Directional Extra Camber profile, this board is built for smooth turns and pop while having just enough rise in the nose to float on those deeper days. No need to swap out decks or change your stance depending on conditions. The Moderator should be ridden in a standard length, no downsize needed. The Tapered Linear Quadratic Sidecut is designed for smooth turn initiation and powerful grip without washing out. The Moderator features our Slim Wall construction, where a urethane layer runs along the edge of the board to increase flex and damping to create a board that is at home anywhere on the mountain. High strength Aspen is combined with Bamboo and lightweight Paulownia wood to provide the perfect balance of strong and light.</p>
	Directional	Freeride Powder	8	GPS	158w cm		<p>The Arbor GPS Snowboard is the artist formerly known as the Annex, but while the name may have changed, the song remains the same. This versatile board is the high performance directional freerider of Bryan Iguchi's Signature Series. It features a camber profile for powerful pop and edge control, with a tapered directional shape that's perfect for navigating technical terrain. The Highland III Core is light and snappy, and it's all backed up by Carbon Stringers for featherweight rebound and response. Outstanding! System Camber – If you want a highly responsive ride, crisp on-edge performance, and more pop for carving and ollies - all with smoother camber performance</p>
	Twin	Freeride Powder	5	Terratwin	155cm		<p>The Terra Twin is designed on the System Camber platform, which features Grip Tech and 3D Fender Technology. It also features Arbor's 3D tip and tail Terra Tech design, which creates a channel for snow to quickly move under and away from your snowboard for reduced resistance and improved speed in deeper snow. When you add those features to it's true twin - wider volume shape which allows riders to size down 3-5cm, it's no wonder it's the board of choice for the backcountry freestyle enthusiast.</p>
	Directional	Freeride Powder	8	Padre	157cm		<p>The Arbor Padre Snowboard takes inspiration from the surfy shapes and laid back culture of Japan's snowboarding scene. Its combination of tapered directional shaping with a powerful camber profile and seriously setback stance is perfect for painting clean, smooth arcs in the deepest snow. Pair with an onsen and ramen session afterwards for the full effect. Topsheet has Real Wood Powerply – Sustainably harvested, majority coming from borer-kill trees, off-white to light brown, the canvas for Arbor's hand-dyed designs.</p>











	Directional	Freeride All Mtn	8	Carbon Coda	159w cm		<p>The Arbor Carbon Coda Snowboard is an advanced and powerful board, packed with features to take you anywhere and everywhere on the mountain. Thanks to a traditional camber profile with Grip Tech, it provides the ultimate package of power and control. Double carbon stringers add response and snappiness needed when you get yourself on a steep run, and a mountain twin shape makes it a breeze to get creative with your line. No matter if you're barreling down a run at top speeds or playing in the slack country, the The Arbor Carbon Coda Snowboard is here to support you through it all. Double Carbon Stringers – Two carbon fiber stringers run from the tip to tail providing added pop, snap and landing durability.</p>
	Directional	All Mtn Freeride Powder	7	Bryan Iguchi Pro	156cm		<p>If you're trying to level up your ride, it helps to look to your idols for inspiration. The Arbor Bryan Iguchi Pro Snowboard is Iguchi's personal daily driver, which means it's perfect for the steeps, deeps, and drops of the Teton range. It also happens to be a ripping all mountain steed for those in chiller locales, pairing ample power and stability with a super nimble feel in tight terrain. Mountain riders looking for a do-it-all ride: take a cue from the Guch! 3D shaping lifts the contact points for improved turn initiation without shortening the camber section of the board. As a result, you get a clean ride without any loss of the pop that comes from full-length camber.</p>
	Directional Twin	Freestyle All Mtn Freeride	6	Candle Rain	153cm		<p>The Arbor Candle Rain Camber Snowboard is Pat Moore's weapon for big time freestyle ripping in any terrain. It's the perfect choice for riders who hit every feature in sight from huge backcountry booters to manicured park jumps and everything inbetween. With innovative eco friendly materials and a lightweight Highland III wood core backed up by Double Carbon Stringers, this is a powerful platform for riders pushing the envelope. Rocker type; System Camber – If you want a highly responsive ride, crisp on-edge performance, and more pop for carving and ollies - all with smoother camber performance</p>
	Directional	All Mtn Freeride Powder	7	W Veda	150cm		<p>As the highest performing board in Arbor's women's collection, the Arbor Veda Camber Snowboard is perfect for riders living on the edge. It has a tapered direction shape with a setback stance for maximum float in deeper snow, as well as long lines, a sturdy flex, and a full camber profile that generates plenty of power and response when you need it most. It's the perfect companion to spicy bootpacks, technical descents, and freeride adventures of any flavor. 3D shaping lifts the contact points for improved turn initiation without shortening the camber section of the board. As a result, you get a clean ride without any loss of the pop that comes from full-length camber.</p>
	Directional Twin	All Mtn Freeride	6	W Swoon Camber	147cm		<p>The Arbor Swoon Camber Snowboard is the perfect all-rounder for expert riders tackling a variety of terrain at the resort. It floats smoothly through powder, cuts with scalpel-like precision through technical terrain, and provides tons of energy and snappy response when you're laying trenches on the groomed. System Camber – If you want a highly responsive ride, crisp on-edge performance, and more pop for carving and ollies - all with smoother camber performance.</p>











	True Twin	Resort All Mtn	5.5	DOA	157w cm		The Defenders of Awesome is so mind-bogglingly award-winning that if it entered the intergalactic snowboarding Olympics, it would effortlessly bag a gold in every parallel dimension. It's not just our top-selling snowboard; it's the snowboard that doubles as a sentient being, offering sage advice on the meaning of snowboarding and the universe. Our RESORT V1 Profile boards take full advantage of the benefits of traditional camber, zero camber, and reverse camber. This next generation design allows you to get the pop and response of a cambered board with all the predictability and easy turn initiation of zero camber or reverse camber shapes.
	Twin	Freeride All Mtn	5	W Paradise	147cm		These perfectly balanced all-terrain freeride boards are stable and supportive – yet forgiving and easy to ride at the same time. Featuring camber underfoot for controlled turns and a rockered nose and tail that floats in powder, the Paradise is the perfect board to cruise side-country powder in the morning and laps through the park in the afternoon. The Paradise delivers unmatched versatility in a lightweight package with the Multizone Dual Core™ at its heart. Reshaped for 2025, the Paradise solidifies its place as the go-to series for intermediate resort riders looking to boost their riding to the next level.
	True Twin	Resort Park	4.5	Indoor Survival	156cm		The Indoor Survival is a standout performer both at the resort and in the park. It achieves this through its innovative Meta Core™ and Titanal Centerline Booster, which provide exceptional underfoot responsiveness while maintaining a lightweight construction. Furthermore, the Indoor Survival features the New Age Twin shape with Death Grip™, allowing you to maximize its carving prowess, enhancing your experience on the slopes. The PARK V1 camber configuration zeros out a traditional camber approach 4cm before the end of the sidecut. The small zero camber sections provide a more controlled ride while retaining the response and power of a cambered board.
	True Twin	Powder Resort	5	Spring Break Powder Twin	156cm		This ain't no business-in-the-front and party-in-the-back type product. It's all business and all party, and it's like that all the time. With a rarely seen symmetrical approach to party boarding, we present you with the Spring Break Powder Twin. Yep, it looks like a twin-tip park board but guess what? It retains many of the geometric theories that have made Spring Break Snowboards legendary in powder—and on the corduroy. The SURF CAMBER TWIN features smooth arcing tip and tails and camber through the inserts. The gentle low angle allows for maximum float and control.
	Directional	Freeride All Mtn	6.5	Mega Merc	157cm		Behold! The consummate anytime, any-place, all-terrain, snow-slaying device; The MEGA MERC. Inspired by the on-slope versatility of the Mercury series, the MEGA MERC mimics its proven technical design lines while packing a powerful punch of serious construction upgrades. Designed for power when you want it, and float when you need it, the MEGA MERC is the ultimate, ultra-premium, shred-anything snowboard you can trust to handle it all. This revolutionary all-terrain shape provides the best of both worlds. It has a raised camber platform through the inserts to retain high-speed edge hold through variable terrain, elevated contact points to land and float in powder, and Flat Kick tip and tail arcs for faster, more aggressive transitions.











	<b>Directional Rocker</b>	<b>Powder</b>	<b>5</b>	<b>Spring Break Powder Glider</b>	<b>158cm</b>		<p>The Spring Break Powder Gliders align an advanced shaping theory from deep paradise and technical performance construction from The MotherShipâ„ƒ into a backcountry game-changer. With a wide-framed nose, directional shape, and tons of taper, these boards will float through the deepest pow and deliver in your search for endless tropical turns. The Powder Glider is built with a premium SurfLite 4.0 Coreâ„ƒ for ultralight weight toughness. Combined with a wide-framed nose and directional shape with tons of taper, the ultimate floatation performance is achieved. The SURF ROCKER features a continuous arching tip and tail inspired by the modern design of many of todayâ€™s best surfboards: flat through the inserts with smooth arcing tip and tails. The gentle low angle allows for maximum float and control.</p>
	<b>Directional</b>	<b>Freeride All Mtn</b>	<b>6.5</b>	<b>B.S.O.D</b>	<b>159cm</b>		<p>The Black Snowboard of Death has achieved legendary status as an all-terrain slayer, boasting an impressive collection of accolades. Over the years, it has undergone constant evolution and modification in the relentless pursuit of perfection. The one constant amidst these changes has been its iconic name. Featuring a finely balanced directional shape and high-powered construction, this custom-designed rocket-ship offers exceptional control, enabling riders to elevate their skills and navigate varying terrain and changing conditions with confidence. The ALPINE V1 Profile design features mid-body camber with a flat tail and a reverse cambered nose. This allows for tons of pop and stability on hard pack while increasing float and landing power, improving the rider's performance in deep snow. The camber runs longer in the tail—providing extra power for the ascent or for larger riders drawn to a dedicated wide series.</p>
	<b>Directional</b>	<b>Freeride All Mtn</b>	<b>6.5</b>	<b>Mercury Wide</b>	<b>156w cm</b>		<p>The Mercury is your ticket to dominating every possible situation. This award-winning series is renowned for its remarkable all-terrain versatility, excelling in powder, kickers, side hits, and park laps. With this board at your disposal, you won't need to obsessively check the weather report because it's ready to handle any condition and terrain you throw its way. The Mercury is designed for power when you want it and float when you need it. Featuring a Hover Core™, CarbonFlax™ Amplifiers the Mercury's durability and ollie power reign supreme. This revolutionary all-terrain shape provides the best of both worlds. It has a raised camber platform through the inserts to retain high-speed edge hold through variable terrain, elevated contact points to land and float in powder, and Flat tail arcs for faster aggressive transitions.</p>
	<b>Directional</b>	<b>Powder Resort</b>	<b>5.5</b>	<b>W Navigator</b>	<b>147cm</b>		<p>The Navigator is your fire starter; it is your compass that never fails. It is essential to the experience. For 2023, this powder-annihilating series has been overhauled with more robust construction to enhance ride control while retaining its overall playful nature that riders worldwide have grown to love. Inlaid Cork Dampeners have been die-cut into custom-modified forward sections to dampen vibrations typical with oversized powder shapes. Retaining a Parabolic sidecut and a sinking tapered tail to swim through the soft stuff, the wide-frame rockered nose naturally floats above deep snow. The resulting shape transforms tiring powder days into emotionally fulfilling outdoor experiences.</p>
	<b>Directional</b>	<b>All-Mtn</b>	<b>7</b>	<b>Gremlin</b>	<b>155cm</b>		<p>The Gremlin has a C3 camber profile. A one board quiver for advanced snowboarder's looking to get more attention from the chair and in the bar. Floaty nose sniffs out powder, camber body pops over skiers and ropelines. Sintered base scratches rocks and crushes people who didn't know you were racing them to the bottom. The only snowboard on the planet that tells the truth... lies are too hard to remember when fire burns. A great idea that should have never been... Grab a Gremlin! Take over any mountain, Loves pow, eats hardpack and ice. Camber, Magne-Traction®, sintered, self centered, mild volume Shift. Ride this board 2 cm shorter than your normal board</p>













	Directional	All-Mtn	6	Hyper	159w cm		The Hyper has a C2x camber profile. Simple elegance... the perfect freestylers all mountain board. An eco friendly wood core rides smooth and stable. Carbon Power Bands ensure long lasting precision and pop. The C2 Hybrid contour, floaty nose and tapered directional shape settle nicely into things when conditions get soft. Magne-Traction® and a refined side cut make this an effortless carver on hardpack and ice. Less is radical! Freestyling freeride snowboard with carbon power bands: Radical response and pop. Floats, pops and lasts
	Directional	All-Mtn Freeride	7	Something GNU	156cm		The new Something GNU has a C2 camber profile. A great leap forward for mankind... Gnu was credited by TWS mag as being the first brand to market deep carving sidecuts intended for resort hardpack terrain, which was a critical step as snowboards evolved from finned backcountry powder designs only, to modern all terrain "directional device" resort atvs. Fine tuned progressive sidecuts provide forgiving turn entry and finlike hold in the tail allowing deep powerful trenched carving on hardpack and ice. A long smooth tip entry floats the pow effortlessly on those special days and the swallow tail and taper settles nicely adding even more control and float. A modern directional C2 contour works in harmony with tip and entry sidecut for easy turn entry and the tight shorter camber adds hold in the tail for radical resort power carving. "Drifty Snowboards aren't delicious... business casual in the front, power party in the back! Floaty easy entry resort carving pow slayer
	Asyn Twin	All-Mtn Freestyle	6	RC C3	157.5c m		The RC C3 has a C3 camber profile. Contest contenders, progression technicians and camber lovers this one's for you! New 3-D Delightwood Asym Chip construction on proven Asym geometries distribute energy to your edges and elevate pop, power and performance Built on a poppy high performance C3 Camber chassis with a lively Aspen / Paulownia core. This beast of choice is performance enhanced with ultra responsive Carbon Power Bands and a rugged fast knife cut sintered base. Add the eco sublimated poly top and the RC C3 is quite possibly the best freestyle snowboard we have ever made! Cambered freestyle for our riders by our riders, Poppy powerful 3-D Asym Chip power platforms and Intuitive Asym advantage maximizes performance
	Directional	All -Mtn	8	Banked Country	155cm		The Banked Country has a C3 camber profile. The ultimate resort shred stick for advanced rippers who constantly watch the weather and score ridiculous amounts of pow but, rip everyday regardless of the conditions. Designed by legendary freestyle minded resort Billy Goater Temple Cummins and his skateboard influenced son Cannon, this fantasy father son project is a refined high performance ATV with one eye on float, the other eye on fly, and the third eye on more Baker Banked Slalom gold duct tape. A big floaty nose, a powerful responsive construction, directional camber set back 1.5", mild taper angle, a nice switch friendly tail and exclusive all new directional progressive Magne-Traction®. Banked Country is what you want to ride and where you want to be. Carbon Power Bands: Radical response and pop. New, fast, positive Directional Progressive Magne-Traction® technology
	Directional	All -Mtn	6	Barrett	146cm		The Barrett has a C3 camber profile. The award-winning Barrett is the pinnacle of all mountain design. 25+ years of women's board design heritage has culminated in the Barrett. Camber perfection for stability and control, Carbon strips for light-weight snap and edge-to-edge torsional precision. Progressive Magne-traction® because edge control is the foundation for everything awesome in snowboarding. The evolution of Barrett's model is premium performance perfection in a pretty package. A portion of proceeds from the sale of this board is donated to Boarding for Breast Cancer @b4bc to support youth focused education, health and wellness programs. All Terrain camber dominant power player with Progressive Magne-Traction® and Carbon Power Bands: Radical response and pop











	Directional	Unreal All-Mtn	8	Free Spirit	148cm		The Free Spirit has a C3 camber profile. Jamie Anderson's Free Spirit continues to evolve. The Free Spirit model can chase big dreams on big mountains or whimsical wishes on mellow pow days. When she rides this board, Jamie lives life to the fullest, with no limitations, no judges, and no boundaries. It's a floaty pow board with a freestyle spirit, capable of stomping big landings and navigating variable terrain with effortless ease. Whether shredding the resort, backcountry, Natural Selection courses, or AK lines the C3 camber dominant contour, Magne-Traction®, tail taper and snappy flex make this board a perfect choice for any spirit quest. Directional C3 floaty powerhouse with a slightly volume shifted design with a freestyle spirit. Carbon Power Bands: Radical response and pop
	Twin	Freestyle All-Mtn	6	T.Rice Pro	153cm		The T.Rice Pro has a Hybrid C2 camber profile. Travis' favorite Jackson Hole designed / globally tested shape in lightweight, long lasting, environmentally friendly, powerful HP construction. The T.Rice Pro HP is a versatile stick that will allow you to push your limits anywhere on the mountain and is still playful enough to be your daily driver. The perfect resort snowboard from the world's best snowboarder. TRAVIS RICE'S AWARD WINNING FREESTYLE STICK UNLIMITED PARK AND ALL MOUNTAIN PERFORMANCE SINTERED COMPETITION READY BASE
	Directional	All-Mtn	6	Cold Brew	158w cm		The Cold Brew has a C2 camber profile. A directional all terrain freeride focused but freestyle ready design that includes a floaty directional nose that reduces fatigue and maximizes fun in pow and crud. Near mid-wide widths and Magne-Traction® serrated edge tech for incredible hold, toe drag free carving and improved float. Built with a long lasting FSC certified eco core and low maintenance eco sublimated base this board is absolutely brewed to perfection. THE PERFECT, EASY RIDING, VERSATILE, PERFORMANCE BOARD EVERY DAY AT YOUR LOCAL MOUNTAIN OR THAT DREAM TRIP FAST, LOW MAINTENANCE, ECO SUBLIMATED TNT BASE
	Directional Twin	All-Mtn	6	Terrain Wrecker	156w cm		The Terrain Wrecker has a Hybrid C2x camber profile. Your dream board if you have reoccurring nightmares... The Terrain Wrecker is designed to leave a path of destruction in its wake as you take your freestyle game and savagely apply it to the entire mountain. A directional shape with a floaty nose, tail that loves to be snatched and blocked with a twin chassis that rips in both directions. Technically perfect, hard charging dream board for resort berserkers. READY FOR ANYTHING, RIDES EASY, RIPS HARD RESORT RIDING PERFECTION, THE SLOPES WILL NEED PROTECTION FAST, LOW MAINTENANCE ECO-SUBLIMATED TNT BASE
	Directional	All-Mtn	7	Rasman	159		The Rasman has a Hybrid C2 camber profile. Chris crushed again at Natural Selection this year on his redesigned pro model. His dream board loves the varied terrain and conditions you find shredding the local resort and is ready to stomp massive step downs when the conditions in the BC backcountry set up just right. Now with poppy, responsive Org Throttle platform technology, the directional shape features a mild taper and subtly longer nose for float balancing it perfectly between a smooth, switch friendly, resort freestyler and an absolute pow destroyer. The new Ras with a solid FSC® certified Aspen and Paulownia core and rugged eco-sublimated base is ready take you and our Canadian hero Rasman to the next level! THE CANADIAN POWER BEAST'S DIRECTIONAL ATV FREESTYLE DREAM STICK STOMPS OVERSIZED POW STEP DOWNS & LOVES A RESORT DAY WITH THE BOYS NEW POPPY RESPONSIVE ORG THROTTLE TECH











	Directional	All-Mtn	6	T.Rice Orca	156cm		<p>The T.Rice Orca has a C2x camber profile. Not your gutless fish. Travis has juiced up this Jackson Hole resort slasher into an apex all terrain tech shred predator. A long floaty nose combined with a powerful poppy contact maximizing short radius “Whale Tail Technology”. A tight 7m trench gouging sidecut. Wide enough to allow you to really put it on a hardpack rail with no toe drag and float pillows like a dream but still narrow enough to be your daily driver all season long. Take it to AK, drop BC pillow stacks or blow minds at the home resort all season. A mammal to eat all fish. TR. Award winning!</p> <p>VOLUME SHIFTED, RIDE THIS BOARD 3-6 CM SHORTER THAN YOUR NORMAL BOARD. DREAM DIRECTIONAL SHAPE AND CONTOUR FOR WHAT TRAVIS CALLS FUN</p> <p>FREERIDE POW RIPPER MEETS RESORT SLASHING DAILY DRIVER</p> <p>FLOATY NOSE, TIGHT SIDECUT, MAXIMUM POWER TAIL</p>
	Directional Twin	All-Mtn	6	Skunk Ape	157w cm		<p>The Skunk Ape has a hybrid C2x camber profile. Our experiMENTAL Division’s big guy “dream board” project gets a nose job! Constant testing and refinement by Trevor Phillips, Krush Kulesza, Neil Green and Kurt Jensen make this the best larger gentlemen’s power freestyle stick on the planet. A slightly more relaxed longer nose shape for pow float. This ape is absolutely resort ready... hit the rails or put it on rail and trench, your toes won’t drag but your knuckles might. Built in ultra-light HP construction for easy on the front foot chair rides.</p> <p>THE LEGENDARY BIG GUY DREAM SNOWBOARD</p> <p>RAGES THE RESORT AND DISAPPEARS IN WOODS</p> <p>FLOATY ATV NOSE SHAPE</p>
	Directional	All-Mtn	7	Golden Orca	153cm		<p>The Golden Orca has a hybrid C2x camber profile. Natural Selection winning power predator in both directions. Travis took his Orca learnings and merged them with his elite high performance snowboard world freestyle tour dreams to come up with this supreme Orca freestyle evolution. The long floaty Orca nose loves pow. A directional C2 contour rips resort, trenches hardpack carves and blasts off mountainous side hits. A brand new long floaty switch friendly power kink tail rides short powerful and poppy on hardpack but floats like a dream through switch freestyle takeoffs and landings. The beloved Orca merges with magical T. Rice Pro and manifests a golden power beast.</p> <p>VOLUME SHIFTED, RIDE THIS BOARD 1-3 CM SHORTER THAN YOUR NORMAL BOARD.</p> <p>TRAVIS RICE’S NATURAL SELECTION WINNING PERFECTION</p> <p>RESORT DAILY DRIVER TO 1000 POW PILLOWS DREAM</p> <p>SWITCH FRIENDLY POWER KINK TAIL</p>
	Directional	Freeride	6	Mc Wayfinder II	160cm		<p>The MC Wayfinder II has a hybrid C2 camber profile. Matt Cummins has been designing boards with us for 30+ years. He put a lifetime of Baker/Baldface/Japan honed pow knowledge into this beautiful hourglass, surfy, floaty, carvy shape. This do it all shape with a fun carvy sidecut is a perfect surf minded, resort friendly, daily driver. The big floaty nose is basically unsinkable in pow and the turned up tail gives you backcountry and freestyle freedom. Best pow day resort board of all time.</p> <p>VOLUME SHIFTED RIDE THIS BOARD 2-10 CM SHORTER THAN YOUR NORMAL BOARD.</p> <p>FLOATY, CARVY, DIRECTIONAL FREERIDER</p> <p>RIPS RESORT / ABSOLUTELY LOVES A POW DAY</p> <p>FAST RUGGED SINTERED ECO SUBLIMATED BASE</p>
	Directional	Freeride	7	Mayhem Retro Ripper	161cm		<p>The Retro Ripper has a directional camber profile. Matt’s Japan inspired floaty nosed, powder loving / all mountain ripping, swallow tail wall hanger. Featuring deep carving elliptical sidecuts that trench the groomers, a set back camber and stance synced with the hard driving sidecut. Beautiful Biolos lines and shape with a floaty nose and tail settling, nose lifting, carve enhancing swallow tail. The Retro Ripper loves riding in the storm or quiet meditative woody hikes into secret pow stashes. This thing is made for smooth speedy lines and explosive slashes... take an average resort day and make it more surfy... take a great pow day and make a memory that lasts a lifetime. Too tech to be retro... it’s timeless!</p> <p>AN INSTANT CLASSIC SNOW SURFER</p> <p>POW LOVING, RESORT RIPPING, SWALLOW TAIL</p> <p>JAPANESE POWDER DREAMING</p>

	Directional	All-Mtn	7	Dynamiss	142cm		<p>The Dynamiss has a directional C3 camber profile. The Dynamiss is a dynamic all terrain snowboard that is as comfortable charging and carving on resort runs as it is floating on dreamy pow days. The powerful directional C3 contour with a smooth entry nose and slight taper in the tail sets this board up for hero status. Crush the crud, float in the powder, and rail turns with the confidence that comes with Magne-Traction® edges. The Dynamiss is as classic and powerful as Jamie Lynn on a pow day at Baldface.</p> <p>THE PERFECT POWER PERFORMANCE ALL MOUNTAIN RIPPER DYNAMIC DAILY DRIVER OR DREAM TRIPPER AGGRESSIVE C3 CONTOUR AND SLIGHTLY TAPERED TAIL</p>
	Directional	All-Mtn	6	Theda	147cm		<p>The Theda has a hybrid C2x directional camber profile. The Theda is a new women's LIB board that lives up to the meaning of its name as a "Divine Gift", known to be possessed by goddesses with strong spiritual power. An eye pleasing, resort ripping directional shape on our favorite carvy / floaty C2 hybrid contour. Built in our new strong, lightweight Magnesium POP construction, the Theda commands attention but it is both inspiring and dependable for progression to new levels of performance and fun. The easy entry nose smooths out any resort imperfections and floats like a dream on pow days. A poppy Aspen and Paulownia core and sintered base feels lively and fast underfoot. Step into your power, the most divine days await on the Theda!</p> <p>DIRECTIONAL ALL MOUNTAIN FUN RIPS THE RESORT EVERY DAY OF THE YEAR FLOATY NOSE MEETS CARVY SIDECUT AND THE PERFECT CONTOUR</p>
	Directional	Freeride All Mtn	9	Flagship Pro	158cm		<p>The Flagship PRO is a seriously stiff, competition-ready directional freeride board designed for expert freeriders who like to crush steep terrain at top speed. The Flagship PRO has a tapered shape for epic float in pow and a 3D Contour Base 3.0 plus Traction Tech 3.0 edges for effortless turn initiation and exceptional edge control on firm snow. Key Benefits: Stiff flex for power and response. Tapered directional shape for nimble float. Directional rocker profile for float + grip. Long sidecut for stability at speed. 2x Carbon Stringers and Ash Veneer Topsheet to absorb chatter in rough snow. 3D Contour Base for ultra fast glide and fluid turn initiation</p>
	Directional	Freeride All Mtn	7	Flagship	154cm		<p>The Flagship is one of the most confidence inspiring freeride boards on the planet and excels in powder and technical terrain. This board floats, carves, stomps and straight lines with unbelievable precision thanks to a proven tapered directional shape. This is a board that can take your riding to the next level and help you become one of the hardest charging riders on the mountain. Key Benefits: Mid-stiff flex for power and control. Tapered directional shape for nimble float. Directional rocker profile for float + grip. Long sidecut for stability at speed. Flax / Basalt Stringers and Engineered Veneer Topsheet to absorb chatter in rough snow. 3D Contour Base for ultra fast glide and fluid turn initiation</p>
	Directional	All Mtn	6	Stratos	158w cm		<p>The modern all-mountain ripper Ideal for all-conditions freeriding, freestyle and carving. The Stratos is a hybrid all-mountain board that's built for creative freeriding and all-terrain trickery. A tapered directional freeride shape matched with a freestyle board feel make the Stratos incredibly playful and agile in pow and mixed conditions. The Stratos wants to slice turns and bounce down the mountain popping off every bump, jump or cliff. Key Benefits: Mid-stiff flex for power and control. Tapered directional shape for nimble float. Directional rocker profile for float + grip. Short sidecut for tight slashing. Flax / Basalt Stringers and Eco-Plastic Topsheet to absorb chatter in rough snow. 3D Contour Base for ultra fast glide and fluid turns.</p>


	Twin	Freeride	7	Mtn Twin Pro	156w cm		<p>The freeride focused twin Ideal for slashing, jibbing and jumping. The Mountain Twin PRO is a high powered directional twin freestyle board built for the expert freerider who likes to throw big tricks outside the terrain park. Balanced rocker in the tip and tail deliver serious float in pow, while camber underfoot gives the Ultra Mountain Twin awesome pop and edge hold. Key Benefits: Mid-stiff flex for power and control. Directional twin shape for freestyle + switch. CamRock profile for float and pop. Short sidecut for nimble carving. Flax / Basalt Stringers and Ash Veneer Topsheet to absorb chatter in rough snow. 3D Contour Base for ultra fast glide.</p>
	Directional Twin	All Mtn	8	Aviator 2.0	154cm		<p>High flying performance Ideal for high performance all-mountain charging and carving. The Aviator 2.0 is a hard charging directional twin made for expert all-mountain riders who like to rail turns and stomp airs anywhere on the mountain. What sets the Aviator apart is its mid-stiff flex and full camber profile that offer insane edge hold and crazy pop. The Aviator 2.0 is a powerful board thats perfect for carving, riding steeps and taking into the terrain park. Key Benefits: Mid-stiff flex for power and control. Directional twin shape for freestyle + switch. Full camber profile for edge power. Short sidecut for nimble carving. Carbon Innegra and Koroyd in the core to absorb chatter in rough snow. 3D Contour Base for ultra fast glide.</p>
	True Twin	All Mtn Freestyle	8	Tweaker Pro	157w cm		<p>The supercharged freestyler, Ideal for expert freestyle and all-terrain slashing. The Tweaker Pro is a supercharged true twin featuring a full camber profile that's built for high speed terrain park trickery and ripping lines in any terrain. It features Koroyd in the wood core for improved vibration dampening and a faster base plus a slightly stiffer flex for riding at top speed and hitting the biggest features in the park. Key Benefits: Medium flex for stomping and tweaking. True Twin shape for freestyle + switch. Full camber profile for edge power. Short sidecut for nimble carving. Dual radius tip + tail profile for max float and effective edge for its blunted shape. 3D Contour Base for ultra fast glide and fluid turn intiation.</p>
	Directional	Freeride All Mtn	7	W Flagship	149cm		<p>The freeride foundation, Ideal for freeriding and fall-line freestyle. The Women's Flagship is one of the most confidence inspiring freeride boards on the planet and excels in powder and technical terrain. This board floats, carves, stomps and straight lines with unbelievable precision thanks to a proven tapered directional shape. This is a board that can take your riding to the next level and help you become one of the hardest charging riders on the mountain. Key Benefits: Mid-stiff flex for power and control. Tapered directional shape for nimble float. Directional rocker profile for float + grip. Long sidecut for stability at speed. Flax / Basalt Stringers and Engineered Veneer Topsheet to absorb chatter in rough snow 3D Contour Base for ultra fast glide and fluid turn intiation.</p>
	Directional	All Mtn	6	W Stratos	149cm		<p>The modern all-mountain ripper, Ideal for all-conditions freeriding, freestyle and carving. The Women's Stratos is a hybrid all-mountain board that's built for creative freeriding and all-terrain trickery. A tapered directional freeride shape matched with a freestyle board feel make the Stratos incredibly playful and agile in pow and mixed conditions. The Stratos wants to slice turns and bounce down the mountain popping off every bump, jump or cliff. Key Benefits: Mid-stiff flex for power and control. Tapered directional shape for nimble float. Directional rocker profile for float + grip. Short sidecut for tight slashing. Flax / Basalt Stringers and Eco-Plastic Topsheet to absorb chatter in rough snow. 3D Contour Base for ultra fast glide and fluid turn intiation.</p>











	<b>Directional Twin</b>	<b>All Mtn</b>	<b>8</b>	<b>W Airheart 2.0</b>	<b>146cm</b>		<p>The razor sharp resort ripper, Ideal for high performance all-mountain charging and carving.</p> <p>The Airheart 2.0 is a hard charging directional twin made for expert all-mountain riders who like to rail turns and stomp airs anywhere on the mountain. What sets the Airheart apart is its mid-stiff flex and full camber profile that offer insane edge hold and crazy pop. The Airheart 2.0 is a powerful board thats perfect for carving, riding steeps and taking into the terrain park. Key Benefits: Mid-stiff flex for power and control. Directional twin shape for freestyle + switch. Full camber profile for edge power. Short sidecut for nimble carving. Carbon Innegra and Koroyd in the core to absorb chatter in rough snow. 3D Contour Base for ultra fast glide and fluid turns.</p>
	<b>Directional</b>	<b>Freeride Powder</b>	<b>8</b>	<b>Storm Wolf</b>	<b>154cm</b>		<p>The slicing and dicing speed arrow, Ideal for high speed slashing in any condition.</p> <p>The Storm Wolf is a high powered swallowtail designed by surf shaper Chris Christenson that blends the all-mountain versatility of a directional freeride board with signature Surf Series turn performance. The Storm Wolf's Surf Camber profile gives you confident control at speed, while its tapered shape and 3D Contour Base 3.0 keep it loose slashing transitions. Key Benefits: Mid-stiff flex for power and control. Tapered directional shape for nimble float. Surf Camber profile for power and grip. Long sidecut for stability at speed. Flax / Basalt Stringers and Eco-Plastic Topsheet to absorb chatter in rough snow. 3D Contour Base for ultra fast glide and fluid turn initiation</p>
	<b>Twin</b>	<b>Freeride Powder</b>	<b>6</b>	<b>Mind Expander Twin</b>	<b>158cm</b>		<p>The floaty fun freestyler, Ideal for slashing pow, poppin' pillows and tossin' tricks. The Mind Expander Twin is a hybrid all-mountain board with a directional twin shape designed by surf shaper Chris Christenson. Riders who want to bounce down the mountain hitting every terrain feature and slashing every wind lip will love this board's playful yet balanced board feel and legit freestyle performance. Key Benefits: Friendly flex for fun loving board feel. Directional twin shape for freestyle + switch. CamRock profile for float and pop. Short sidecut for nimble carving. Sintered 8000 base + Traction Tech 2.0 edges for speed and edge hold on hard snow</p> <p>3D Contour Base for ultra fast glide and fluid turn initiation.</p>
	<b>Twin</b>	<b>Free Floating Style Ride</b>	<b>5</b>	<b>Nokhu</b>	<b>158cm</b>		<p>The Nokhu brings the unsurpassed versatility of Triple Camber and edge hold of R.I.P. Edge Hold Technology, effortless float, stability with straight tracking at any speed, and the ability to cruise through chunder on a board with a manageable flex.</p> <p>There's zero serrated drag when the edge is engaged and has quick response for ripping through trees. With the all new shape, pow performance nose and tail kicks that won't flop around on hard pack, the perfect amount of taper to turn on a dime, and wide enough to leave trenches in your wake, the Nokhu raises your snowboarding to its highest peak.</p>
	<b>Twin</b>	<b>Freeride Freestyle Twin</b>	<b>6</b>	<b>V-Twin</b>	<b>159w cm</b>		<p>The V-Twin pays homage to the Valhalla. It's more than just an all-mountain board, excelling in any terrain or conditions.</p> <p>The V-Twin is extremely energetic and responsive, helping you go faster, edge harder, hold an edge longer, and boost higher. Its powerful flex, Hybrid Triple Camber profile, and extended contact points offer unmatched grip on icy runs, while durable aluminum tip and tail protectors add style and protection. The V-Twin is powerful when you need it, playful when you want it, and amazing everywhere.</p>











	Directional	Freeride Directional	8.5	Valhalla	156cm		<p>The Valhalla is our ultimate freeride board. With a firm flex and the innovative Hybrid Triple Camber profile featuring our very own cutting edge R.I.P. Edge Hold Technology, it excels in the hardest packed and icy conditions. Set-back stance, bat tail shape, full Carbon Recluse Web, and taper ensure effortless float in powder with a crisp feel and the most powerful performance.</p>
	Twin	All-Mtn Twin	5	Easy Rider	154cm		<p>Never Summer's patented Hybrid Triple Camber profile has been getting rave reviews but many of our Triple Camber releases have been on the stiffer side. You asked for it, we've delivered. The Easy Rider features the Hybrid Triple Camber profile and R.I.P. Edge Hold Tech with a mid-flex for dominant all mountain performance. Pressed in a symmetrical version of the classic true twin Proto Type Two shape, this do it all board will appeal to the masses.</p>
	Twin	All-Mtn Freeride Directional	8	Proto FR	157w cm		<p>This smooth, powerful, directional freeride board is built for the rider seeking the best performance on groomers, bowls, trees, and steeps. The Proto FR features a <math>\frac{3}{4}</math>" setback, 5mm of taper and Front End Rise and Float Mechanics for float in deep powder and slush, while Hybrid Triple Camber and R.I.P. Edge Hold Technology allow for smooth glide and unsurpassed carving power. With a tech package of carbon and damping elements to rival NASA, the Triple Camber Proto FR has quickly climbed the ranks to become Never Summer's flagship freeride board.</p>
	Twin	All-Mtn Freeride Directional	8	W Lady FR	147cm		<p>A mash up between the Lady West and the Proto FR, the top selling Lady FR is the bomb! An exceptionally well rounded, technologically advanced freeride board for the lady rider who rips the biggest terrain. Three camber zones and two additional high pressure Icebreaker rocker sections in the Hybrid Triple Camber profile create R.I.P. Edge Hold Technology, providing ultimate edge hold and power, while a setback stance, early rise nose and 5mm taper create effortless float in powder and stability at speeds. Not to mention, it's beautiful.</p>
	Twin	All-Mtn Performance Directional	7	Cougar	160cm		<p>The all mountain Cougar is equipped with cutting edge Recurve Traditional Camber — Triple Camber drawn into a powerful camber-dominant profile. Pressed in the same shape as the former Hammer, riders will experience the familiar feel of a mid-flex, directional, 5mm tapered board but now with a new store of energy. The performance-oriented Recurve Traditional Camber and R.I.P. Edge Hold Technology allow for better edge hold than older camber profiles, with explosive pop and boost in and out of turns, while maintaining superior float, forgiveness, and power.</p>











	Twin	All-Mtn Twin	6	W Proto Synthesis	142cm		<p>The Women's Proto Synthesis is the ultimate all mountain freestyle board for the hard charging lady rider who rides fast, carves hard, laps the park, spins off of side hits, and can do it all switch. The Proto specific Original Rocker Camber and Recluse Max Carbon configuration allow for an explosive store of energy, performance and power, while still maintaining that surfy, floaty, forgiving feel that Rocker Camber is known for. This is the preeminent women's all mountain true twin.</p>
	Twin	All-Mtn Directional	5	Snowtrooper	152cm		<p>The Snowtrooper is the all mountain equalizer and a great board for any riding style and ability level. It features our Original Rocker Camber Profile for amazing float and turn initiation, a mid-flex for all mountain versatility, and the natural feel of a slightly setback stance. It's the Swiss Army Knife of snowboards.</p>
	Twin	All-Mtn	7	One	156cm		<p>The most versatile all-mountain board in the collection, the ONE to have – when you can only have one. Our industry-first L.I.T.E. Frame technology and RadCut sidecut supply playful, smooth carve-ability, incredible shock absorption and the ultimate ride control for effortless fun across any terrain or snow conditions. Serrated Edge tech grips to everything in sight. Balanced Edge Grip and Float AmpTek All-Mountain Rocker offers well-balanced edge grip, stability, forgiveness and float.</p>
	Directional	Freeride	6	XV Sushi Wide	145w cm		<p>Dive into the ultimate pow-chasing experience with the Rossignol XV Sushi Snowboard, blending the best of snow, surf, and Japanese inspiration. Its throwback directional fish shape, complete with a big nose, wide waist, and swallowtail design, effortlessly floats through the deepest dumps for an unforgettable ride. With a super rockered nose and 80% camber, this board keeps you stable on groomers and delivers a fast, shreddy performance that feels at home anywhere on the mountain. Get ready to carve your own path and conquer the pow with the XV Sushi!</p>
	Twin	All-Mtn		Super Revenant Wide	159w cm		<p>The Revenant has been overhauled, still serving as a versatile true twin, but now featuring 90% camber with the goal of improving precision, stability, and shock absorption. It also features a tweaked version of Rossignol's hybrid "RADCut" and serrated edges; Rossignol hasn't put out a flex rating for the new Revenant yet. stay tuned</p>




	Directional	Freeride	7	XV Slashimi	155cm		<p>Dive into the ultimate freeride experience with the Rossignol XV Slashimi Snowboard, designed for those who crave versatility and performance. This twin-like board, narrower and lighter than its sibling the Sashimi, features a generous tail and shorter sidecut radiuses for a playful yet reliable ride. Whether you're carving packed snow, traversing icy paths, or floating through powder, the Slashimi delivers with Xavier De Le Rue's seal of approval: "It's the perfect everyday board with a huge freeride capacity."</p>
	Directional	Freeride	9	XV	159cm		<p>Xavier De Le Rue's award-winning, big mountain brainchild, the XV, is back with the same super directional shape with a large, stiff nose and narrower tapered tail for effortless float and maneuverability. But now comes with GreenLight woodcore, RadCut and L.I.T.E. Grip to ensure incomparable grip and edge control for the precision and confidence to plant your front foot and pin it over anything in your path. Explosive Pop and Stability AmpTek Elite Rocker maintains explosive pop and edge-gripping stability Smooth Ride, Focused Edge Hold Combining Paulownia's high strength to weight ratio and Bamboo's high tensile and superior flexibility with milled channels inlaid with urethane (L.I.T.E. Grip) to deliver full length shock absorption and enhance edge pressure</p>
	Twin	All-Mtn	9	Juggernaut Wide	161w cm		<p>The stiffest and most powerful twin in Rossi's lineup isn't just there to fill a space in the catalog - the Rossignol Juggernaut Snowboard is there for the charger who can't settle for a mellower, easy-to-handle mush bucket because from 30 foot drops to massive corked 7's and everything in between, you need and want this board. Flex Rating: 9 – Stiff under the binding areas for punch and grip underfoot with a stiffer waist for stability at high speed. Twin Freestyle Flex – A symmetrical flex which is stiff under feet for punch and grip, with a stiffer waist for stability at high speed. Maximum pop and balance for freestyle riding.</p>
	Twin	All-Mtn	6	Jigsaw	153cm		<p>Get ready to unleash your freestyle spirit all over the mountain with the Rossignol Jigsaw Snowboard, where every inch becomes your playground. Crafted as a true twin, it's your ticket to jibbing, popping, jumping, and charging with confidence and stability. With just the right flex for ultimate playfulness and serrated edges that bite into hard snow like teeth, this board lets you conquer ice, crusty snow, and packed landings like a pro. It's time to get after it with the most versatile freestyle stick in the game — the Rossignol Jigsaw. The twin freestyle shape- – Symmetrical flex. Stiffer under feet for pop and balance. Softer waist for easy manipulation and control.</p>
	Twin	All-Mtn	7	W Diva	144cm		<p>The Rossignol Diva Snowboard is ready to belt it out and let the chips fall where they may, hitting all the high notes with ease and letting you bask in the applause. Stiff, powerful and versatile to a fault, the Diva performs at the highest level so you can, too. True Twin shape – Perfectly symmetrical snowboard with an even flex pattern. True twins make for a versatile ride that is just as maneuverable and stable when riding switch so it's great for freestyle. 3S Serrated Edges – Rossignol's exclusive edge technology offers three, smaller points of edge contact (one between the inserts and two at the tip and tail), improving bite and grip along the entire edge for better stability.</p>

	<b>Directional</b>	<b>Freeride</b>	<b>7</b>	<b>W After Hours</b>	<b>149cm</b>		<p>The After Hours Snowboard is designed for the hard-working all-mountain woman. It delivers a playful twin-like feel in the powder and stands up to full-send mode, carving packed snow and traversing hard conditions with confidence. Explosive Pop and Stability AmpTek Elite features 60-100% camber with an applicable percentage of rocker at the extremities, offering explosive edge grip, pop and stability. Smooth Ride, Focused Edge Control L.I.T.E. Grip enhances edge pressure on toe and heel sides when you need it most. Smooth Turn Transitions Radcut turn design blends traditional and reverse sidecuts profiles for responsive maneuverability at low speeds and enhanced stability at higher speeds. Lively Pop, Maximum Stability Twin All-Mountain flex maximizes pop and balance for all-terrain freestyle riding.</p>
	<b>Directional Twin</b>	<b>All-Mtn</b>	<b>4</b>	<b>Assassin</b>	<b>156cm</b>		<p>The Salomon Assassin Snowboard is a directional twin with serious all terrain flair. Designed to be the ultimate quiver of one, it fuses Salomon's progressive pow and freestyle shapes together for a ride that's equally adept hitting park jumps and backcountry kickers. A hybrid Rock Out camber profile provides the ideal blend of stability and playfulness, with Popster Eco Booster construction and Royal Rubber Rails providing the energy and shock absorption required to execute your biggest, baddest freestyle maneuvers all over the mountain.</p>
	<b>Directional</b>	<b>All-Mtn</b>	<b>4</b>	<b>Super 8</b>	<b>160cm</b>		<p>The Salomon Super 8 Snowboard is a powerful, directional ripper for riders bringing the heat every time they hit the mountain. Everything about this board is designed to go bigger and faster - from the damp-but-light C/FX Basalt laminate to the cork Damplifier inserts in the tip and tail. It comes with Salomon's Backseat Camber profile, providing tons of pop and edge hold under the cambered back foot, and surfy planing from the wide flat front. From big mountain lines to side hit snipes, the Super 8 is the free-spirited freerider you've been waiting for. Tapered Directional – Tail width is slightly tapered (2-20mm). This loosens up turning initiation and improves floatation in deeper snow without sacrificing edge hold on hardpack.</p>
	<b>True Twin</b>	<b>Freestyle</b>	<b>6</b>	<b>Huck Knife</b>	<b>153cm</b>		<p>When you're staring down the jumps and rails of your local terrain park, you'll be glad to have the Salomon Huck Knife Snowboard under your boots. This freestyle specialist has everything you need to delve into your box of tricks and come out stoked on the other side. Salomon's Quad Camber profile and Popster Booster carbon stringers combine for boosted take-offs and smooth landings, while the EQ Rad sidecut creates the ideal mix of playfulness and control for riders honing their craft. Quad Camber – The aggressive characteristics of camber blended with rocker on the tip and tail to make the board playful and agile in pow. Quad Camber built with a blend of different radiuses and is more forgiving than a regular camber but maintains the reactivity and pop.</p>
	<b>Directional</b>	<b>Powder</b>	<b>6</b>	<b>HPS-Takaharu Nakai</b>	<b>158cm</b>		<p>For a powder board with a little more versatility, you can't go wrong with the Salomon HPS - Takaharu Nakai Snowboard. The tapered directional shape is more all-purpose than a swallowtail but still has tons of float thanks to the wide waist and rockered nose. Powder Camber gives your back foot precise control when you're leaning back in deep pow and the Quadratic Sidecut makes for easy edge-to-edge transitions despite the width. Salomon's Hillside Project has some crazy good boards and Takaharu Nakai's design earns it place in that esteemed lineup. Board Shape: Tapered Directional – Tail width is slightly tapered (2-20mm). This loosens up turning initiation and improves floatation in deeper snow without sacrificing edge hold on hardpack.</p>

	True Twin	All-Mtn	6	Craft	157w cm		<p>The Salomon Craft Snowboard is an all mountain freestyle board you can count on to unlock your creativity every time you ride. A versatile directional twin shape and responsive flex make it a killer choice for all terrain riding, and it's ready to throw down when you hit the park with Salomon's energetic Popster construction bringing the heat and Royal Cork Pads for eco-friendly dampening. Whether you're practicing tricks or heading for the trees to find your secret stash, the Salomon Craft Snowboard guarantees a good time.</p> <p>Rock Out Camber – Flat between your bindings for stability, camber near the feet for response, and rocker on the tip/tail for pressability.</p>
	Directional	All-mtn / Powder	6	Dancehaul	154cm		<p>The Salomon Dancehaul Snowboard is a unisex all mountain ripper with serious dancefloor style. The wide, tapered directional shape cruises through powder and chop like a hot knife through butter, while the shorter length means it doesn't come at the expense of maneuverability. Rock Out Camber and a Popster Core with Ghost Basalt Stringers keep things damp but lively, ready to bust out freestyle moves at a moment's notice. With an all new 139cm size to play with, this board is ideal for anyone feeling that Saturday Night Fever every time they hit the mountain. Shapre - Tapered Directional – Tail width is slightly tapered (2-20mm). This loosens up turning initiation and improves floatation in deeper snow without sacrificing edge hold on hardpack.</p>
	Directional	All-Mtn	7	Highpath	153cm		<p>The Salomon Highpath Snowboard combines high performance with sustainability. It's ready to tackle any terrain you throw at it, from beyond-the-ropes adventures to frontside groomers. Its directional shape with Rock Out Camber excels in all conditions, letting you carve effortlessly, dominate side hits, and float through powder with confidence. Popster – Popster's shaped core profile is strategically milled inside of the insert packs, allowing the board to flex more naturally underfoot and transfer energy into the nose and tail for added pop.</p>
	Directional Twin	All-Mtn	2	W Lotus	146cm		<p>The Salomon Lotus Snowboard is like the best teacher you ever had: it has a gentle, easygoing personality, and it's quick to forgive mistakes. The Lotus' versatile directional twin shape is perfect for making the transition from falling leaf to linked turns, and Bite Free Edges mean it won't catch an edge and slam you into the snow at the blink of an eye. For beginner to intermediate riders, this board is up there with the best. Shape - Directional Twin – A twin shape for freestyle moves with a directional flex for power at high-speed. Radial Sidecut – Radial is the classic sidecut for consistent response forward and switch.</p>
	Directional	All-Mtn	8	W Bliss	141cm		<p>Designed for women seeking a versatile ride, the Salomon Bliss Snowboard offers all-mountain performance with a touch of freeride inspiration. Its tapered directional shape makes turning effortless, while the eco-friendly Cross Profile camber profile ensures stability on all terrains. Built with recycled materials and cork rails, the Bliss delivers a smooth, sustainable ride that lets you explore the mountain in style. Core - Popster – Popster's shaped core profile is strategically milled inside of the insert packs, allowing the board to flex more naturally underfoot and transfer energy into the nose and tail for added pop.</p>

	Directional	All-Mtn Powder	6	Cameleon	153cm		<p>Introducing the all-new Cameleon! Discover its unparalleled versatility as it effortlessly maneuvers through turns, glides along the mountain with grace, and floats through deep powder. The Cameleon: Your secret to transforming any day on the hill into an extraordinary adventure. The Cameleon snowboard is designed to handle turns with exceptional ease and versatility. Its construction allows it to maneuver through turns effortlessly, making it a great choice for riders of all skill levels, from beginners to experts. Whether you're gliding along the mountain or navigating through deep powder, the Cameleon ensures a smooth and responsive ride. At the heart of every Bataleon is a combination of 3BT™ and positive camber. It's an innovative solution to the profile puzzle that minimizes the potential for edge-catch without sacrificing ollie power or carving performance</p>
	Directional	All-Mtn Powder	6	Thunderstorm	156w cm		<p>The ThunderStorm is your go-to for high-energy resort action and powder thrills. A directional ride that has no problem going switch, making it a versatile hybrid 3D Freeride board that effortlessly handles Freestyle too. Part of our genderless collection, it comes in an array of lengths for riders of all sizes. Versatile Hybrid 3D Freeride Design: Perfect for both powder and resort terrains, and capable of handling freestyle riding. Genderless Collection: Available in various lengths to suit riders of all sizes. Medium Camber Profile: Provides a balanced ride with good edge control and stability. 3BT™ &amp; Sidekick™ Shape: Enhances float in powder and smooth edge-to-edge transitions.</p>
	Directional	All-Mtn Powder	6	Cruiser	154cm		<p>Meet the Cruiser, an instant classic known for its stability at high speeds. Ideal for all-mountain cruising and creative carving, it offers playful, fun performance. With its unique design allowing for traditional or slightly longer lengths, the Cruiser is perfect for freestyle carving adventures at the resort. Get ready to ride and get weird. The key features of the Cruiser snowboard are: Terrain: Suitable for Powder and Resort. Level: Ideal for Beginner, Intermediate, and Expert riders. Flex: Medium flex rating of 6.0. Camber Profile: Medium Camber. Shape: 3BT™ &amp; Sidekick™ technology for enhanced stability and smooth edge transitions. Construction: Glassing: Tri-Ax Lamination. Woodcore: Ultra Light Core. Base: Ultra Glide S.Sidewalls: Flex Walls. Inserts: A-grade German stainless steel. Layup Laminates: Carbon Stringers. Tech: D.R.S.T. SuperTubes. Design: Allows for traditional or slightly longer lengths, perfect for freestyle carving adventures.</p>
	Twin	All-Mtn	4	Party Wave	148cm		<p>The Party Wave is our take on the perfect short and wide board. It's the ultimate fun ride. Harnessing our 3D shape expertise, we've reimagined volume distribution, preserving edge-to-edge excellence. Ride it 5-10 cm shorter than your typical board for agile, floaty mountain adventures. The Party Wave guarantees an exhilarating mountain experience. The Party Wave is best suited for resort and powder terrains. It's designed to provide an exhilarating mountain experience with agile and floaty rides. At the heart of every Bataleon is a combination of 3BT™ and positive camber. It's an innovative solution to the profile puzzle that minimizes the potential for edge-catch without sacrificing ollie power or carving performance.</p>
	Directional	All-Mtn	7	Goliath +	161w cm		<p>Experience the Goliath+, the Directional Twin that keeps getting better. With a lighter woodcore featuring AirRide Technology, increased carbon, and a lightning-fast base, it's all about elevating your ride. Feel the speed, agility, and strength as you conquer the mountain like never before. Upgrade your ride with the Goliath+. Medium Camber profiles are defined from low to high. Higher camber make for more dynamic boards that need to be ridden more aggressively to get maximum performance. Lower camber boards are smoother on lower speeds and in powder. All camber profiles run from nose to tail. higher is not always better</p>

	Twin	Park / All-Mtn	5	Evil Twin	154cm		<p>The Bataleon Evil Twin is a pioneer in 3D design and remains a timeless rider favorite. Continuously upgraded, it stays ahead of the curve. With carbon SuperTubes seamlessly integrated into the core and SideKick™, its agility and park prowess are unparalleled. This board is your trusty companion for conquering park features with style. 3BT™ &amp; Sidekick™</p> <p>Combining the responsiveness of traditional tip-to-tail camber with the dynamic shaping properties of Triple Base Technology and the performance boosting Sidekick feature makes for a 3D snowboarding experience like no other.</p>
	Twin	Park / All-Mtn	4	W- Push Up	146cm		<p>The Push Up is a premium women's board designed to enhance your skills with advanced 3D shaping and high-quality materials. Raised edges boost park confidence, while a mid-soft flex and added carbon provide liveliness across the mountain. Perfect for jumps, powder, and carving turns, this board is your reliable companion. 3BT™ &amp; Sidekick™</p> <p>Combining the responsiveness of traditional tip-to-tail camber with the dynamic shaping properties of Triple Base Technology and the performance boosting Sidekick feature makes for a 3D snowboarding experience like no other.</p>
	Twin	All-Mtn	3	W- Feelbetter	149cm		<p>The Feelbetter is engineered for progression, becoming the board of choice for ambitious riders looking to enhance their all-mountain skills. With a playful and easy-to-ride flex, along with 3BT™ and Sidekick shaping to reduce edge catches on any terrain, it's time to elevate your experience. Why feel good, when you can feel better? The Sidekick™ shaping on the Feelbetter snowboard enhances your riding experience by reducing edge catches on any terrain, making it easier to maneuver and providing better control. This technology, combined with the 3BT™ shaping, ensures a playful and smooth ride, perfect for riders looking to progress their all-mountain skills.</p>